


## TeamSideline New Account Creation Guide

Visit our Cary Sports TeamSideline site:

<https://www.teamsideline.com/sites/cary>

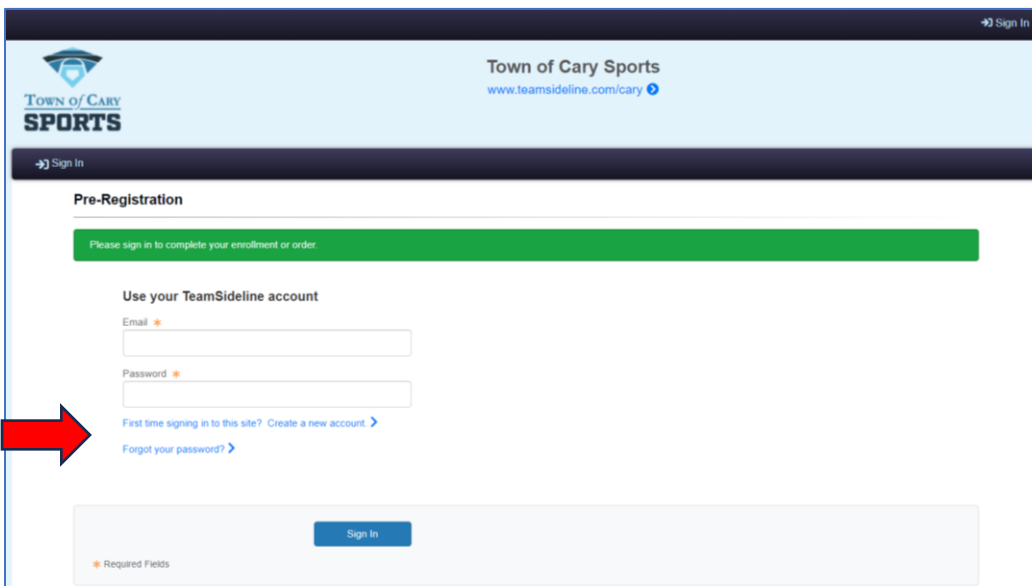
Click "Sign In" in the top left corner.



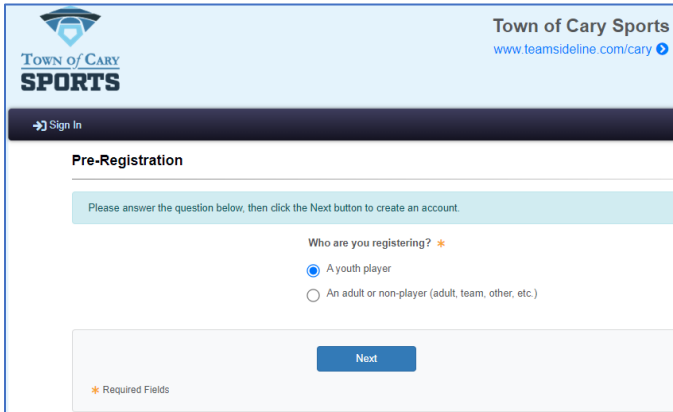
**Creating a new account?** Click "First time signing in to this site? Create a new account".

**Signing in to an existing account?** Enter Email and Password and Click "Sign In".

**Forgot your password?** Click "Forgot your password?" to recover your password.

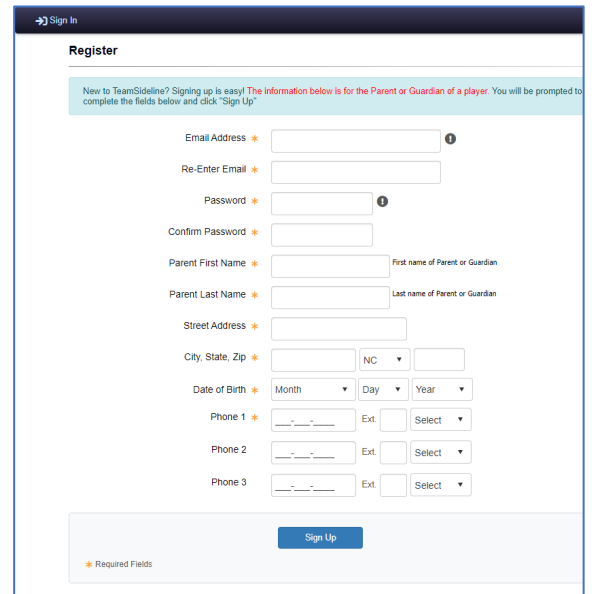


You will then be taken to the “Pre-Registration” page” or directly to the “Register” page:



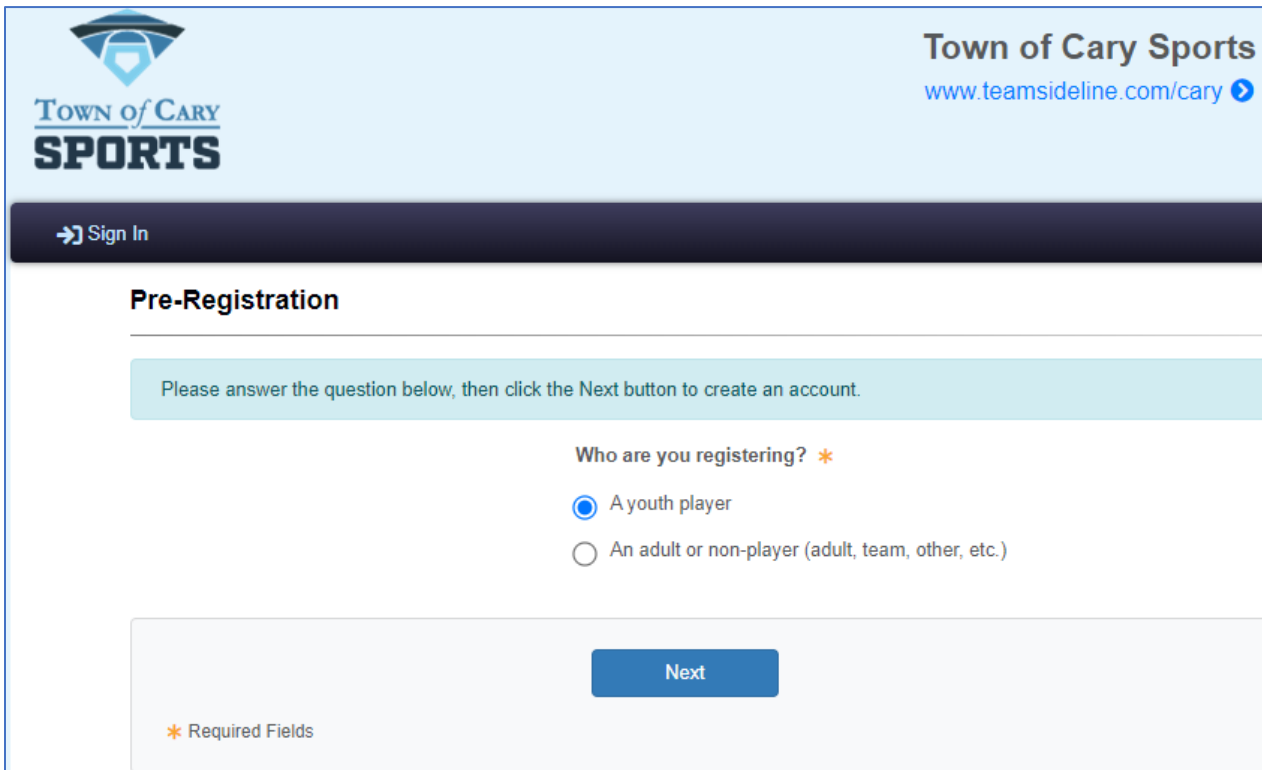
The image shows the 'Pre-Registration' page for Town of Cary Sports. At the top left is the logo and 'TOWN OF CARY SPORTS'. At the top right is 'Town of Cary Sports' and the website 'www.teamsideline.com/cary'. Below the logo is a 'Sign In' button. The main heading is 'Pre-Registration'. A light blue box contains the instruction: 'Please answer the question below, then click the Next button to create an account.' Below this is the question 'Who are you registering? \*' with two radio button options: 'A youth player' (which is selected) and 'An adult or non-player (adult, team, other, etc.)'. At the bottom is a blue 'Next' button. A small asterisk icon indicates required fields.

OR



The image shows the 'Register' page for Town of Cary Sports. At the top left is a 'Sign In' button. The main heading is 'Register'. A light blue box contains the instruction: 'New to TeamSideline? Signing up is easy! The information below is for the Parent or Guardian of a player. You will be prompted to complete the fields below and click "Sign Up".' Below this are several form fields: 'Email Address \*', 'Re-Enter Email \*', 'Password \*', 'Confirm Password \*', 'Parent First Name \*' (with a sub-label 'First name of Parent or Guardian'), 'Parent Last Name \*' (with a sub-label 'Last name of Parent or Guardian'), 'Street Address \*', 'City, State, Zip \*' (with a dropdown for 'NC'), 'Date of Birth \*' (with dropdowns for 'Month', 'Day', and 'Year'), 'Phone 1 \*', 'Phone 2 \*', and 'Phone 3 \*' (each with 'Ext.' and 'Select' dropdowns). At the bottom is a blue 'Sign Up' button. A small asterisk icon indicates required fields.

If you land on the “Pre Registration” page, select who you are registering, a Youth League or Adult League participant:



The image shows the 'Pre-Registration' page for Town of Cary Sports, identical to the first image but with the 'A youth player' radio button selected. The heading is 'Pre-Registration'. A light blue box contains the instruction: 'Please answer the question below, then click the Next button to create an account.' Below this is the question 'Who are you registering? \*' with two radio button options: 'A youth player' (which is selected) and 'An adult or non-player (adult, team, other, etc.)'. At the bottom is a blue 'Next' button. A small asterisk icon indicates required fields.

Once you land on the “Register” page, Complete the Parent or Guardian information fields and click “Sign Up”.

You will be prompted to enter additional members to your Account on the next page.

→ Sign In

### Register

New to TeamSideline? Signing up is easy! The information below is for the Parent or Guardian of a player. You will be prompted to complete the fields below and click “Sign Up”

Email Address \*  ⓘ

Re-Enter Email \*

Password \*  ⓘ

Confirm Password \*

Parent First Name \*  First name of Parent or Guardian

Parent Last Name \*  Last name of Parent or Guardian

Street Address \*


City, State, Zip \*  NC

Date of Birth \* Month  Day  Year

Phone 1 \*  Ext.  Select

Phone 2  Ext.  Select

Phone 3  Ext.  Select



\* Required Fields



Add a Parent or Child to your account by clicking the “Add Parent” or “Add Child” icons.



My Account ▾

### Members

Help ▾

**Step 1:** Click the Add Child button to add your child(ren) to your account.  
**Step 2:** Click the Add Parent button to add additional Parents or Guardians to your account.  
**Step 3:** Click the Enroll button to continue the Enrollment process.  
Please note this is not your roster. Do not add players that are on your team, only your personal family.

Name	Gender	DOB	
Karson Bacon (Primary Account Holder)			 

**Click the Enroll button to finish registration.**  
Your registration is not complete until you have completed the Enrollment Process.  
The Process is done when you Checkout and receive your Order Confirmation email.

## ADD A PARENT: Complete information fields and click “Add”.

My Account

### Add Parent

Use this page to add a parent to your account.

Email Address \*

First Name \*

Last Name \*

Same As Primary?  Check if address is the same address as the Primary Account Holder.

Street Address \*

City, State, Zip \*  NC

Date of Birth \* Month  Day  Year

Phone 1 \*  Ext.  Select

Phone 2 \*  Ext.  Select

Phone 3 \*  Ext.  Select

\* Required Fields

## ADD A CHILD: Complete information fields and click “Add”.

My Account

### Add Child

Use this page to add a new Child to your account.

First Name \*

Last Name \*

Date of Birth \* Month  Day  Year

Gender \*

\* Required Fields

## View and explore your account by clicking the “My Account” header in the top left corner.

My Account

### Members

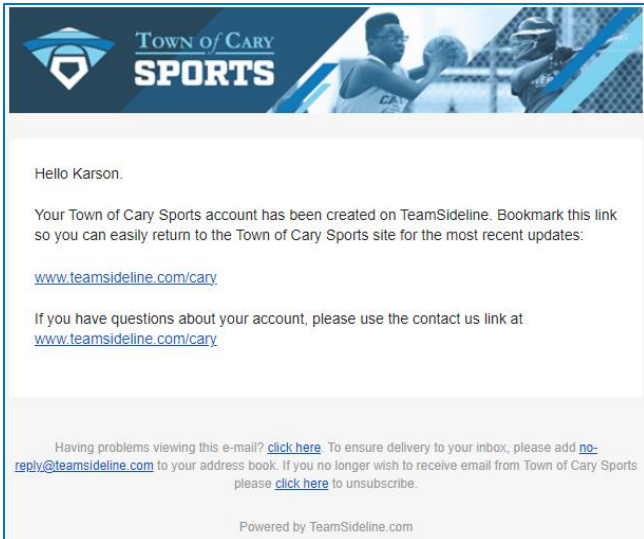
Help

The table below lists the people on your personal account. Click the Add Parent button to add additional Parents or Guardians to your account. Click the Add Child button to add your child(ren). Please note this is not your roster. Do not add players that are on your team, only your personal family.


Name	Gender	DOB	
John Smith (Primary Account Holder)		4/1/1986	<input type="checkbox"/> ✕
Jane Smith (Parent or Guardian)		4/1/1988	<input type="checkbox"/> ✕
Larry Smith (Child)		1/2/2016	<input type="checkbox"/> ✕
Scott Smith (Child)		12/31/2018	<input type="checkbox"/> ✕

**Following the creation of your account you will receive two emails:**

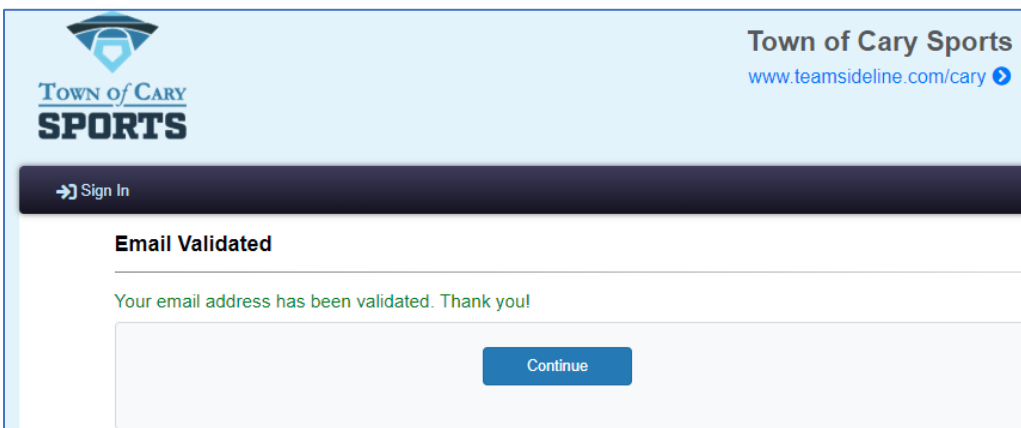
- 1) An email that your “New Team Sideline Account” has been created.



- 2) An email to “Validate Your Email Address”. Click the link or copy and paste the link provided in your email into a browser window's address bar to complete the validation process.



**You will receive an “Email Validated” notification once you have completed the validation process.**



Thank you for creating your TeamSideline account!

Visit our Cary Sports TeamSideline site to register:

<https://www.teamsideline.com/sites/cary>

Questions? Contact [Sports@carync.gov](mailto:Sports@carync.gov)



TOWN of CARY  
**SPORTS**

**FUN  
PARTICIPATION  
SKILL DEVELOPMENT  
SPORTSMANSHIP**