



**FIFA**

*For the Game. For the World.*



# Law 11 Offside

- Elements of the Law
- Offside Position
- Involvement in Active Play
  - Interfering with an opponent
  - Interfering with play
  - Gaining an advantage
- Infringements
- Recommendations



## Offside position if:

- **Nearer** to his opponents' goal line than both the ball and the second last opponent.

## Not offside position if:

- In his own half of the field of play.
- Level with the second last opponent
- Level with last two opponents

## No offence if ball direct from:

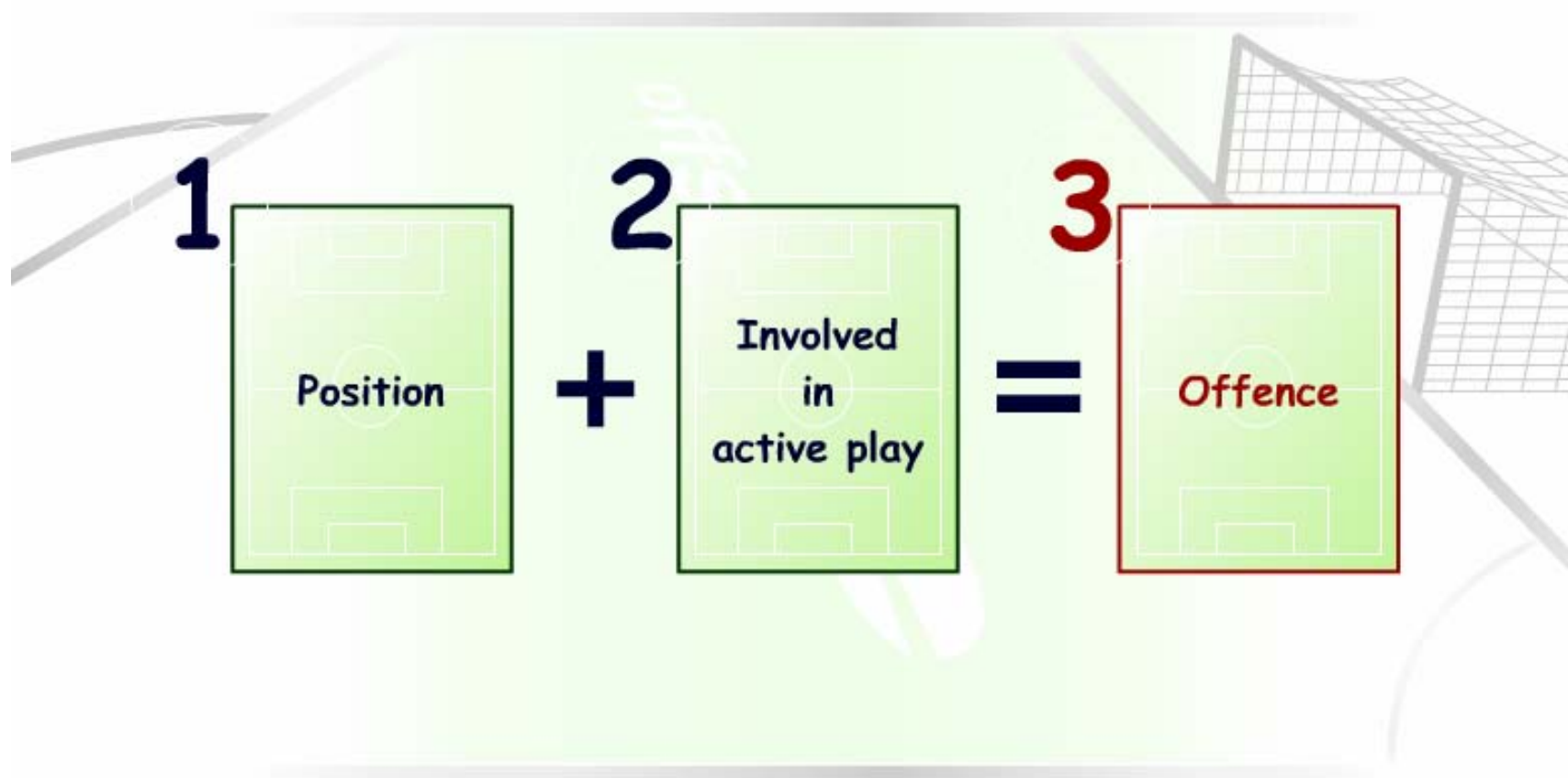
- A goal kick
- A throw-in
- A corner kick

## When?

- At the moment the ball touches or is played by one of his team-mates

## Active play:

- Interfering with play
- Interfering with an opponent
- Gaining advantage



**A** player is in an **offside position** if:

- he is **nearer** to his opponents' goal line than both the ball and the second last opponent

**A** player is **not in an offside position** if:

- he is in his own half of the field of play

**IFAB** Decision 1:

- consideration should be given to any part of the head, body or feet of the attacker in relation to the **second last defender**, the **ball** or the **halfway line**
- for the purposes of this decision, the arms are not considered to be part of the body

## Onside Position



## Offside Position







# Offside Position

"With regards to the ball"

7

## Onside Position

## Offside Position





# Offside Position

"With regards to the second last opponent"

## Onside Position



## Offside Position







# Offside Position

"With regards to the halfway line"

## Onside Position



## Offside Position





# Involvement in Active Play

10

**A** player is not committing an offence simply by being in an offside position.

**A**ctive involvement plus offside position is the offence.

**B**eing actively involved in the area of play is not the same as being in the area of active play.

**W**hile in an offside position, there are three things a player **cannot** do:

- **interfere with play**
- **interfere with an opponent**
- **gain an advantage by being in the offside position**



# Interfering with Play

11

“Interfering with play” means:

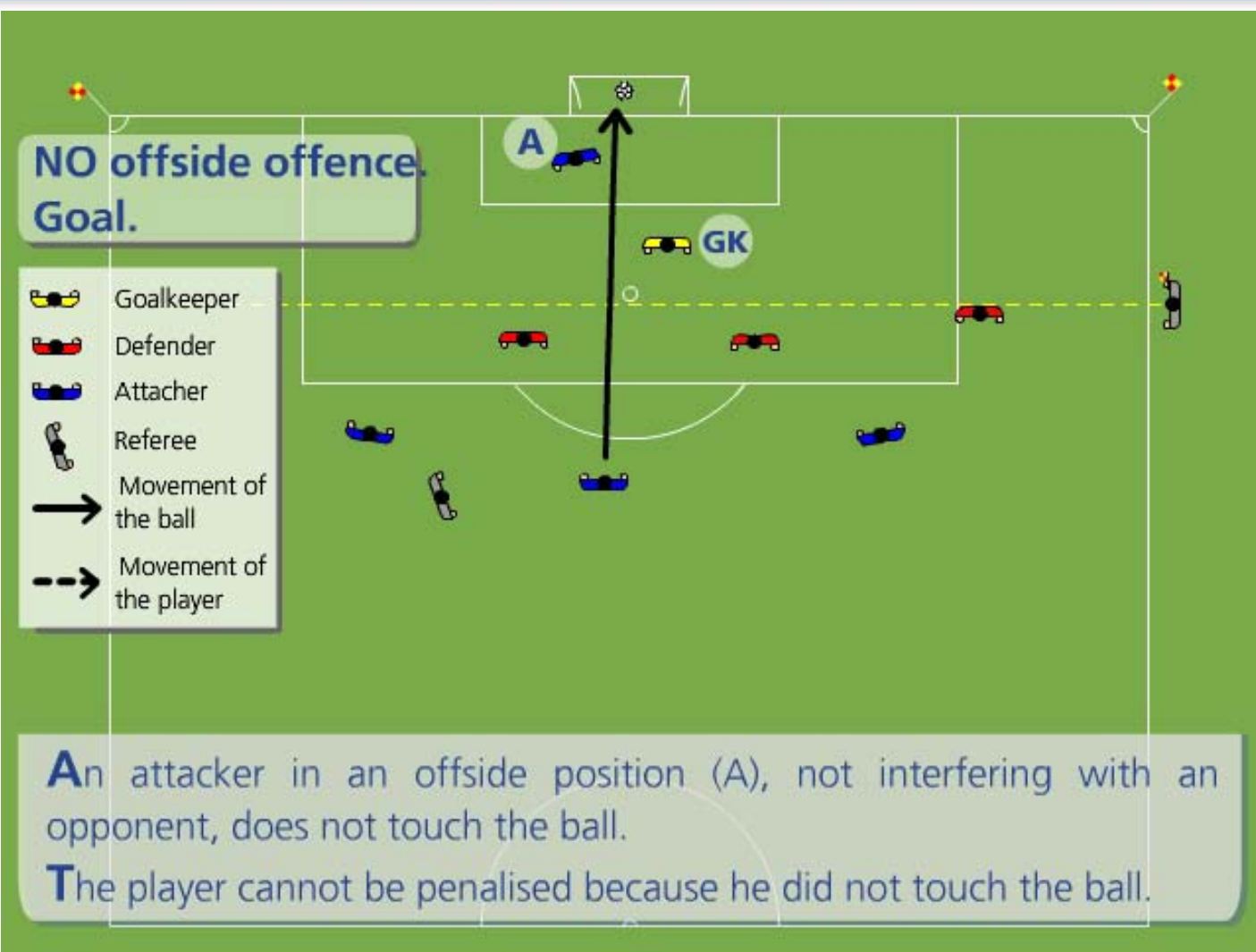
- **playing or touching the ball passed or touched by a team-mate**

## Offside offence

-  Goalkeeper
-  Defender
-  Attacker
-  Referee
-  Movement of the ball
-  Movement of the player

An attacker in an offside position (A), not interfering with an opponent, touches the ball.

The assistant referee should raise the flag when the player touches the ball.



NO offside offence

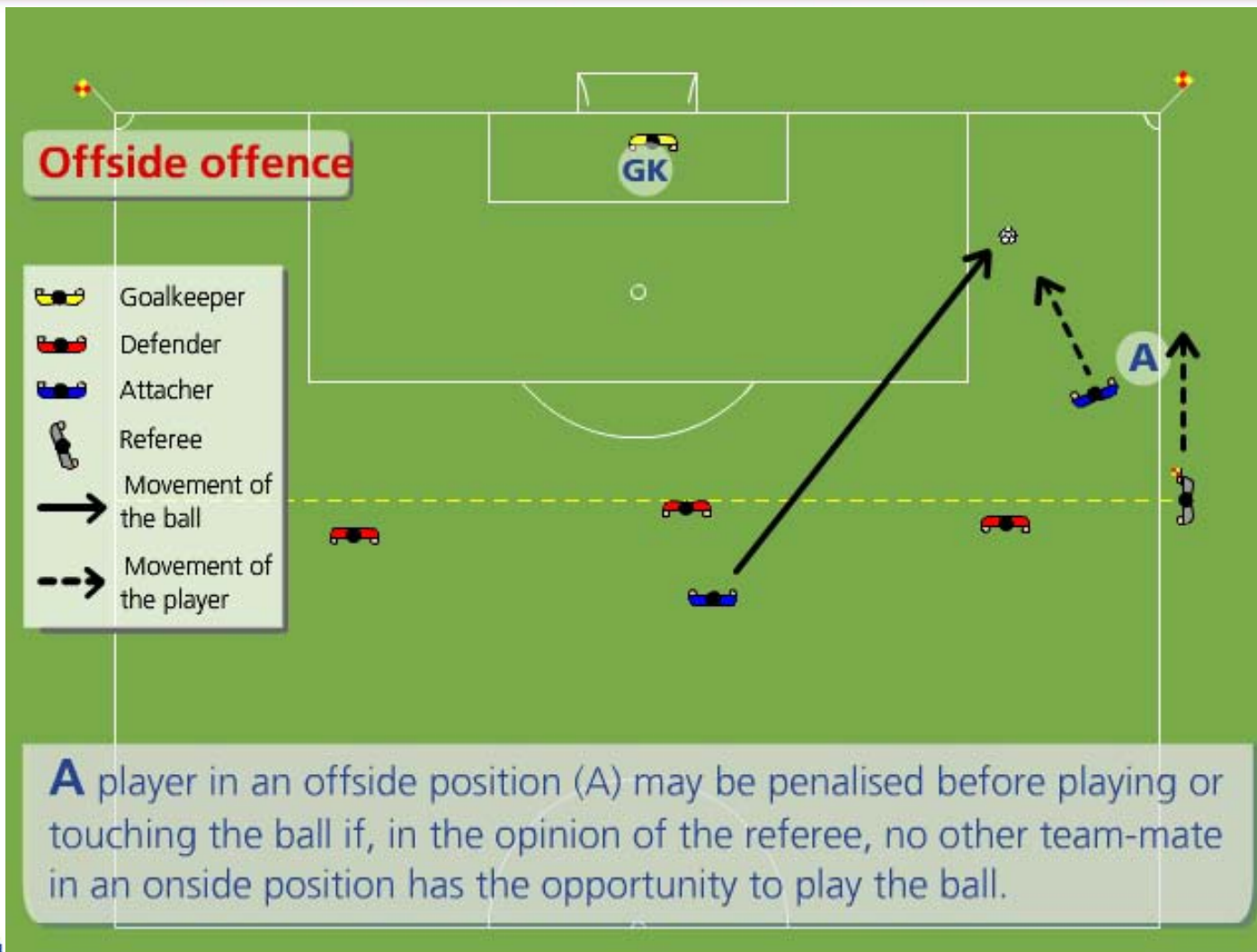
-  Goalkeeper
-  Defender
-  Attacker
-  Referee
-  Movement of the ball
-  Movement of the player

An attacker in an offside position (A) runs towards the ball and a team-mate in an onside position (B) also runs towards the ball and plays it.

Player (A) cannot be penalised because he did not touch the ball.

## Offside offence

-  Goalkeeper
-  Defender
-  Attacker
-  Referee
-  Movement of the ball
-  Movement of the player



A player in an offside position (A) may be penalised before playing or touching the ball if, in the opinion of the referee, no other team-mate in an onside position has the opportunity to play the ball.

# Interfering with Play

**NO** offside offence.  
**Goal Kick.**

-  Goalkeeper
-  Defender
-  Attacker
-  Referee
-  Movement of the ball
-  Movement of the player

An attacker in an offside position (A) runs towards the ball but does not touch it.

The assistant referee should signal for a goal kick.



“Interfering with an opponent” means:

- **preventing an opponent from playing or being able to play the ball. For example, by clearly obstructing the goalkeeper’s line of vision or movement**
- **making a gesture or movement which, in the opinion of the referee, deceives or distracts an opponent**
  - **the opponent must be reasonably close to the play so that the blocking, deceiving or distracting makes a difference**

## Offside offence

-  Goalkeeper
-  Defender
-  Attacker
-  Referee
-  Movement of the ball
-  Movement of the player

An attacker in an offside position (A) is obstructing the goalkeeper's line of vision.

He should be penalised because he is preventing an opponent from playing or being able to play the ball.

NO offside offence.  
Goal.

-  Goalkeeper
-  Defender
-  Attacker
-  Referee
-  Movement of the ball
-  Movement of the player

An attacker in an offside position (A) is not obstructing the goalkeeper's line of vision or making a gesture or movement that deceives or distracts him.

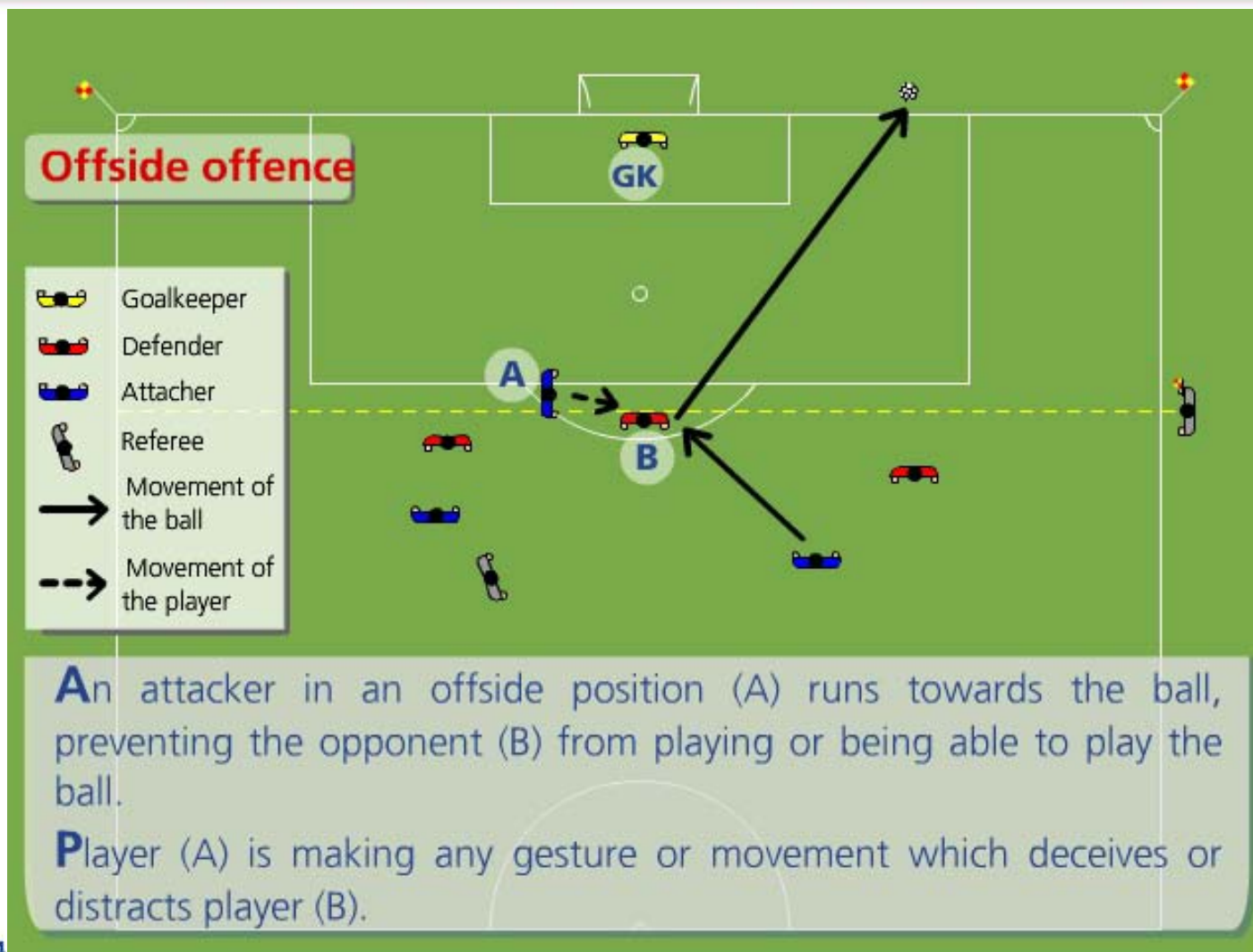
**NO** offside offence.  
**Corner Kick.**

-  Goalkeeper
-  Defender
-  Attacker
-  Referee
-  Movement of the ball
-  Movement of the player

An attacker in an offside position (A) runs towards the ball but does not prevent the opponent from playing or being able to play the ball. (A) is not making any a gesture or movement which deceives or distracts player (B).

## Offside offence

-  Goalkeeper
-  Defender
-  Attacker
-  Referee
-  Movement of the ball
-  Movement of the player



**A**n attacker in an offside position (A) runs towards the ball, preventing the opponent (B) from playing or being able to play the ball.

**P**layer (A) is making any gesture or movement which deceives or distracts player (B).

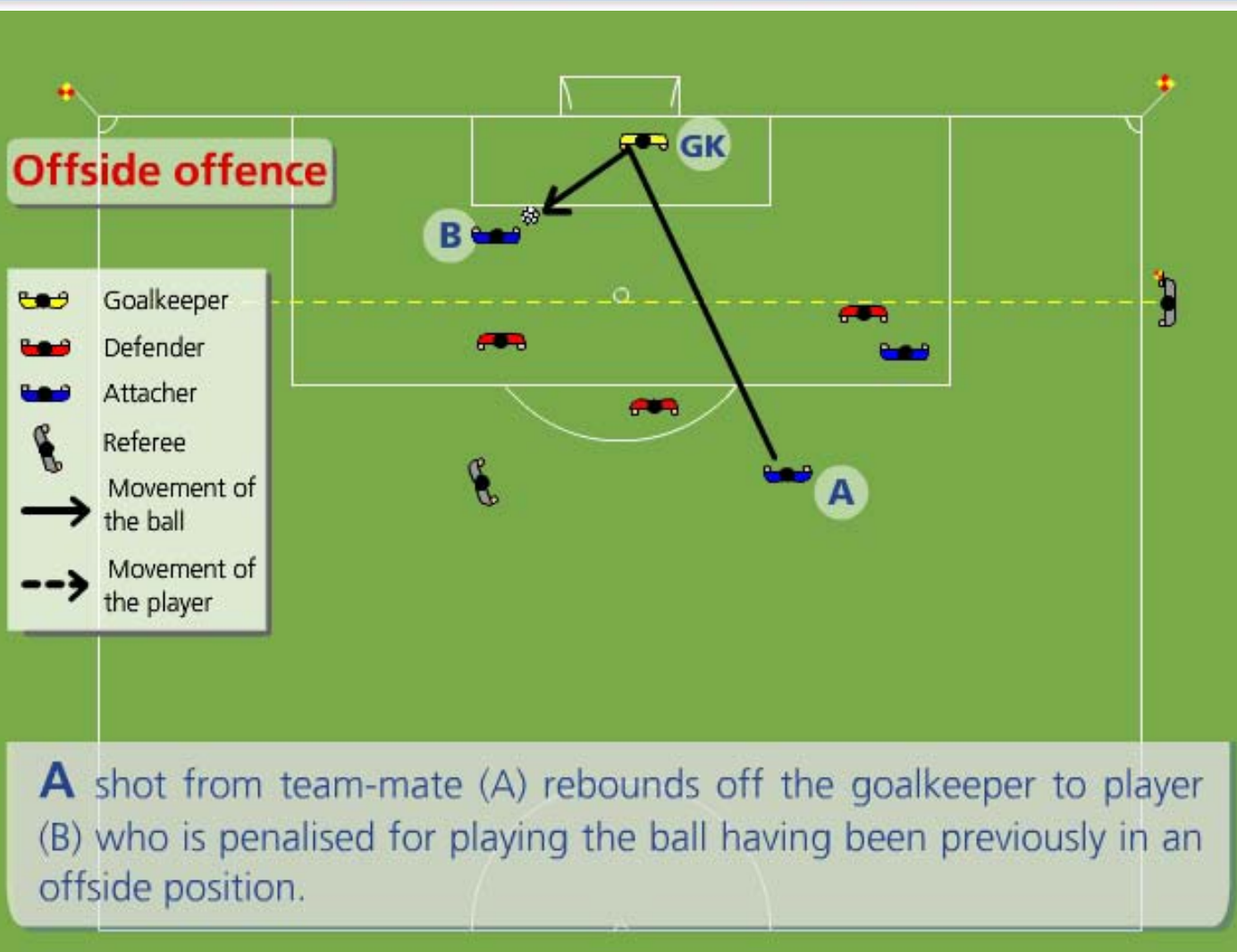


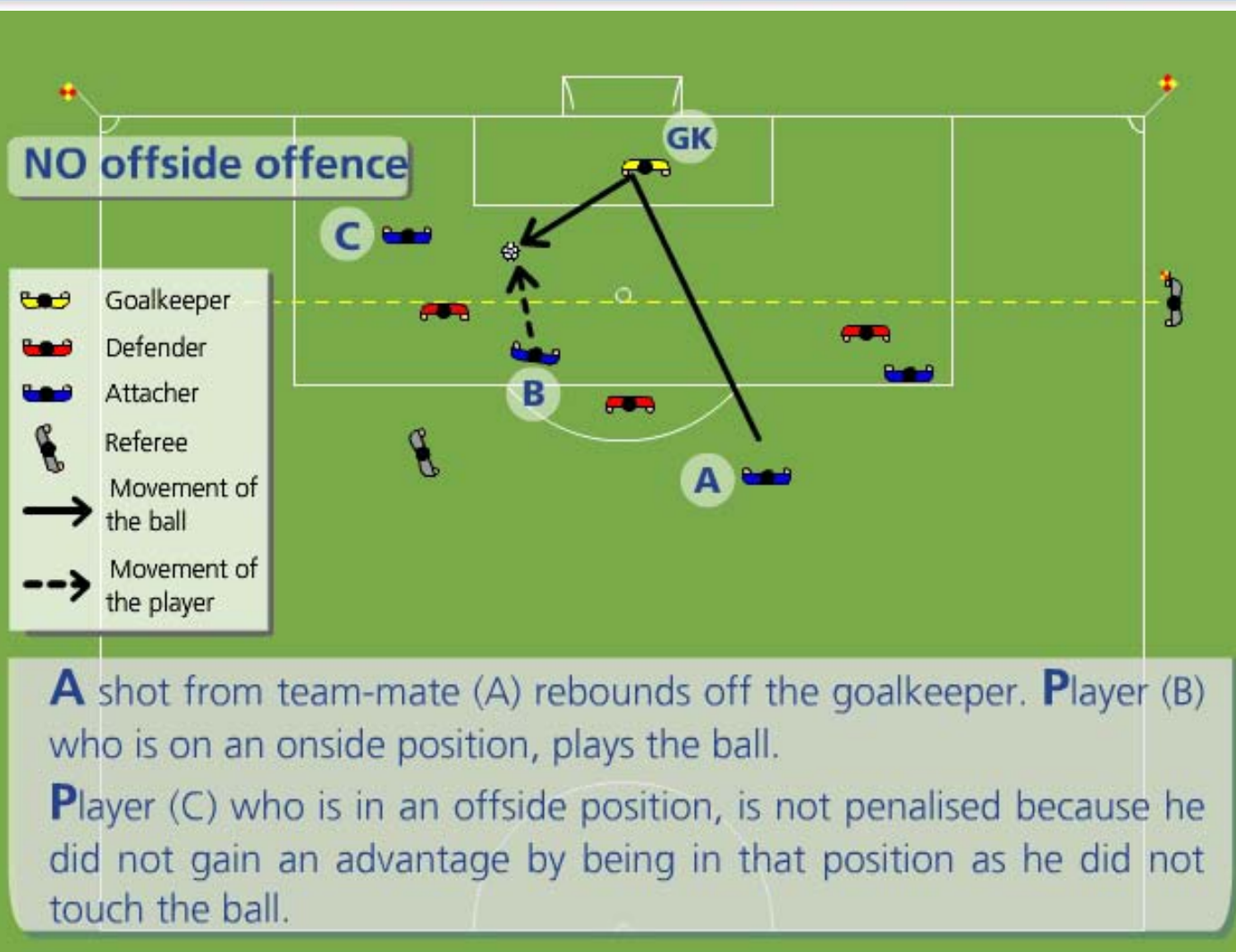
# Gaining an advantage

22

“**G**aining an advantage by being in that position”  
means:

- **playing a ball that rebounds to him off a post or crossbar, having previously been in an offside position**
- **playing a ball, that rebounds to him off an opponent, having previously been in an offside position**







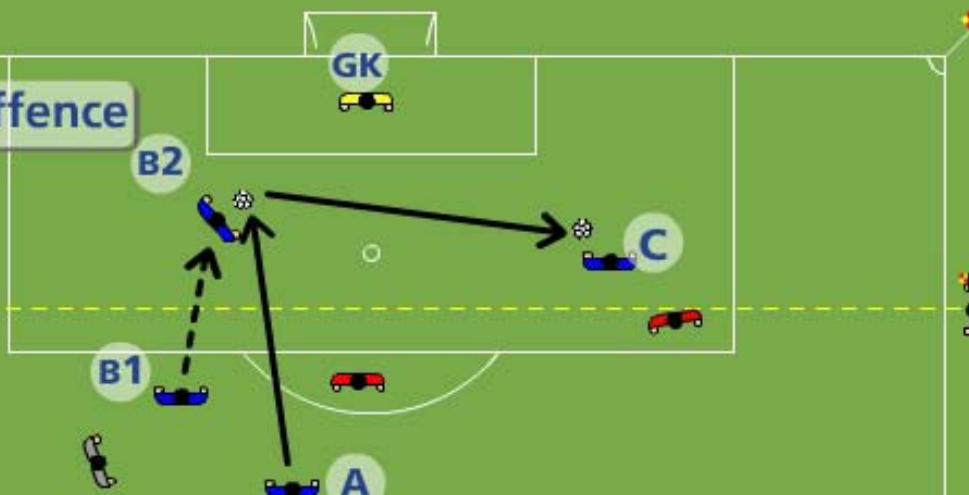
## Offside offence

-  Goalkeeper
-  Defender
-  Attacker
-  Referee
-  Movement of the ball
-  Movement of the player

**A** shot from team-mate (A) rebounds off an opponent to attacker (B) who is penalised for playing the ball having previously in an offside position.

**NO offside offence**

-  Goalkeeper
-  Defender
-  Attacker
-  Referee
-  Movement of the ball
-  Movement of the player



**A**ttacker (C) is in an offside position and not interfering with an opponent when team-mate (A) passes the ball to player (B1) who is in an onside position, player (B1) runs towards the opponent's goal and passes the ball (B2) to team-mate (C).

(C) cannot be penalised because when the ball was passed to him, he was in an onside position.



# Infringements

27

**W**hen an offside offence occurs, the referee awards an indirect free kick to be taken from the position of the offending player when the ball was last played to him by one of his team mates.

**I**f a defending player steps behind his own goal line in order to place an opponent in an offside position, the referee shall allow play to continue and caution the defender for deliberately leaving the field of play without the referee's permission when the ball is next out of play.


It is not an offence in itself for a player who is in an offside position to step off the field of play to show the referee that he is not involved in active play

- **however, if the referee considers that he has left the field for tactical reasons and has gained an unfair advantage by re-entering the field of play, the player shall be cautioned for unsporting behaviour**
- **the player needs to ask for the referee's permission to re-enter the field of play**

If an attacking player remains stationary between the goal posts and inside the goal net as the ball enters the goal, a goal shall be awarded

- **however, if the attacking player distracts an opponent, the goal shall be disallowed, the player cautioned for unsporting behaviour and play shall be restarted with a dropped ball in the position where the ball was located\*.**


Concentration and focus are key.



**G**ood positioning leads to correct decisions.



**G**ood positioning leads to correct decisions.





**A** bad position can produce a wrong decision. The line of vision change from a **bad position**.



Appropriate running technique:

- **side to side movement. Better line of vision**



## **W**ait and see technique:

- **freeze in your mind the position of the attacker and afterward judge his involvement in active play**
- **to judge his involvement in active play, take into account the movement of the ball:**
  - **direction**
  - **speed**
  - **distance**
  - **any deflection, etc**
- **it is better to be slightly late and correct, than to be too quick and wrong**

The practical training on the field of play to improve the offside decisions.



The practical training on the field of play to improve the offside decisions.

