

GAMECHANGER™

SCOREKEEPING CHEAT SHEET

1 Set your **starting lineup** from the game screen.

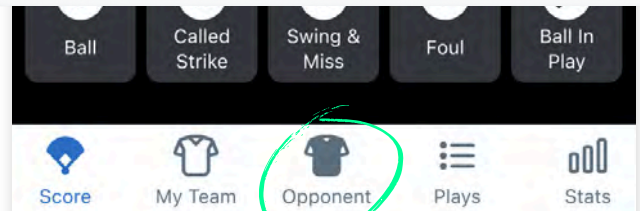
Set Starting Lineup

2 Tap "Score Game."

Score Game

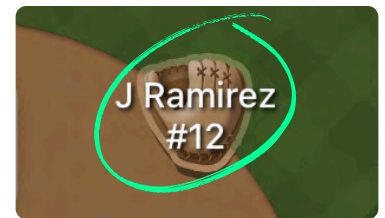
Record Video

3 Go to the **Opponent** screen to scan their lineup or add lineup placeholders.

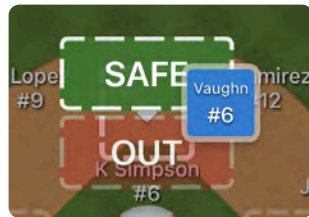


4 To begin scoring the game, select key actions like balls, called strikes, swing and miss, foul balls, as well as undo and redo, from the menu on screen, or tap the pitch button.

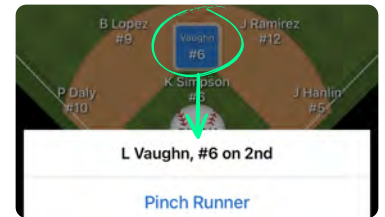
5 Drag fielders to where the ball is hit.



6 Manually advance runners or call them out on the base paths by dragging them SAFE or OUT.

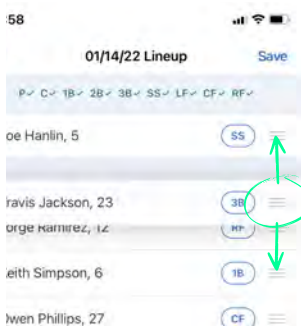


7 Tap on a player in the field or from the lineup to make a substitution.

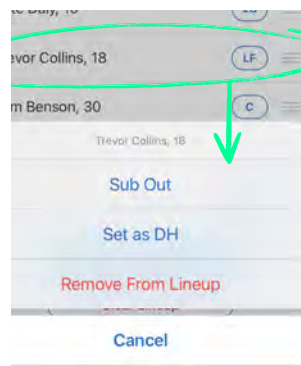


ADVANCED TIPS

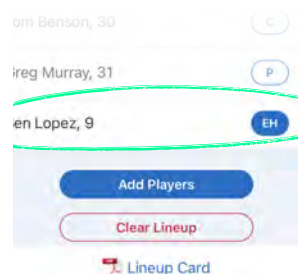
1 Drag and drop players to edit your batting order.



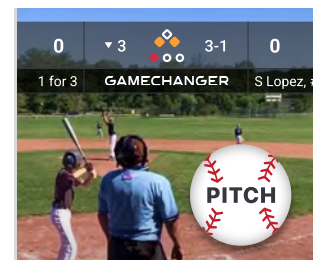
2 Tap on the player to set **DH or DP/Flex**.



3 Players will be listed as extra hitter (EH) if they aren't assigned a position.



4 Live stream AND score your games to enjoy automatic highlight clips of every play.

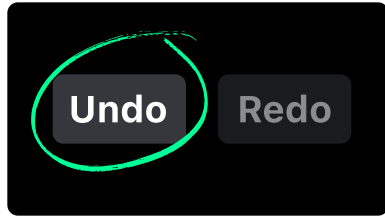


GAMECHANGER™


SCOREKEEPING CHEAT SHEET

MADE A MISTAKE? DON'T SWEAT IT.

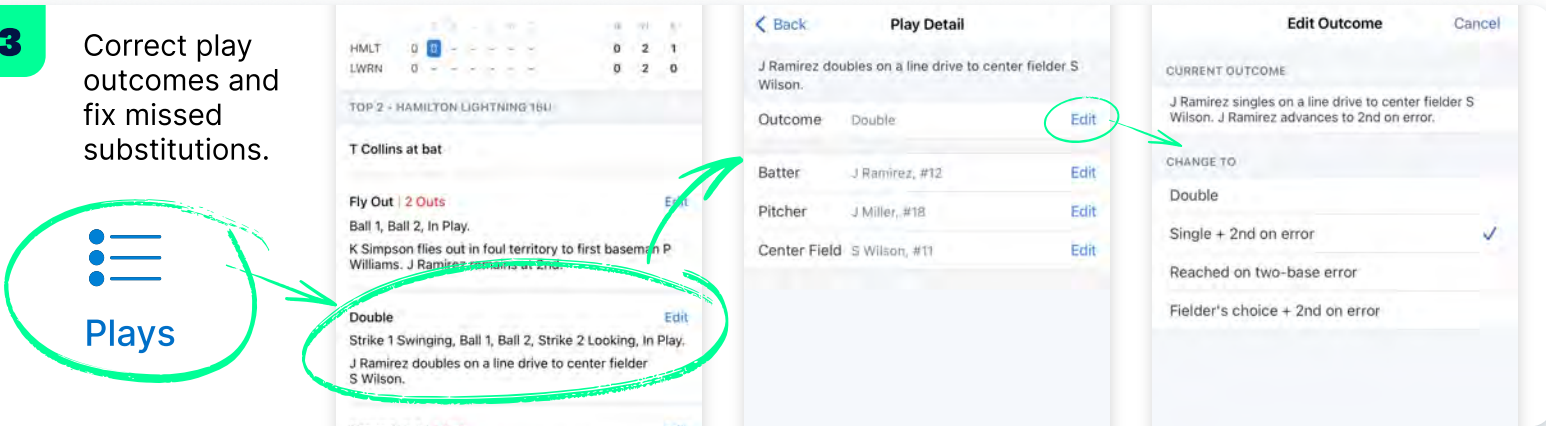
1 Use the **Undo** button to correct a mistake on the last play.




2 Change previous scoring decisions from the **Plays** tab.



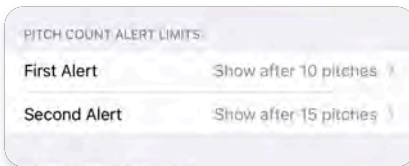
3 Correct play outcomes and fix missed substitutions.



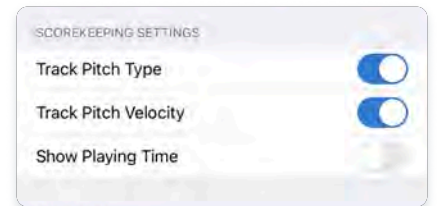
EXPERIENCE MORE FROM THE GAME MENU



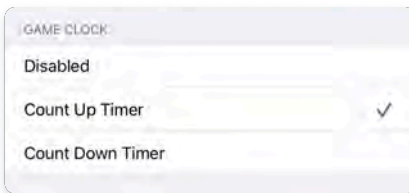
1 Set pitch count alerts.



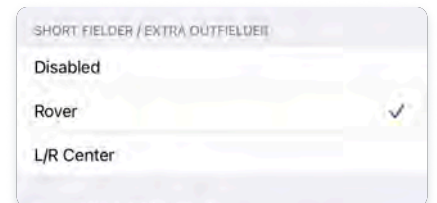
2 Track pitch type and velocity.



3 Turn on the game clock.



4 Add a 10th fielder.



RESOURCES

gc.com
help.gc.com

youtube.com/user/GameChangerSports
reddit.com/r/GameChangerApp

