

Youth Sports Heat Stress Prevention Policy







In order to ensure the safety of all children participating in our youth sports and Lake Center Middle School after-school sports programs, the following system has been devised. The Parks and Recreation Services Division will cancel or modify practice in accordance with these guidelines. However, it may also cancel practices or games based at its discretion in the interest of safety or additional factors including air quality.

All parents will be notified via email should a practice or game be cancelled. Parents may also check the sports website at www.santafesprings.org/sports or call the Activity Center at (562) 948-1986 to inquire about an activity's status.

Staff and Volunteer Coach's Responsibility

All staff and volunteer coaches are responsible for the implementation of the guidelines below and using their best judgement in evaluating the safety of their participants. Coaches may impose stricter guidelines, such as requiring more frequent water breaks than what is listed. However, coaches may never reduce the amount of water breaks, length of time, etc. to levels that are below what listed in the chart below. Coaches should always err on the side of caution.

Coaches are also responsible for monitoring their athletes for any signs of heat-related illness. These may include:

HEAT EXHAUSTION	OR	HEAT STROKE
Faint or dizzy		Throbbing headache
Excessive sweating		No sweating
Cool, pale, clammy skin		Body temp. above 104° Red, hot, dry skin
Nausea or vomiting		Nausea or vomiting
Rapid, weak pulse		Rapid, strong pulse
Muscle cramps		May lose consciousness
<ul style="list-style-type: none"> • Get to a cooler, air conditioned place, and rest • Drink water if fully conscious • Take a cool shower or use cold compresses 		<p style="text-align: center;">CALL 911</p> <ul style="list-style-type: none"> • Take immediate action to cool the person until help arrives <p style="text-align: right; font-size: small;">Adapted with permission from SAZ smartready.org</p>

Parent's Responsibility

Each parent is responsible for determining if his or her child should participate in any sporting activity based on current conditions. The City of Santa Fe Springs and all coaches support parents' decisions to withhold a child from any practice or game if they do not believe it to be in the child's best interest to attend due to weather conditions.

Questions

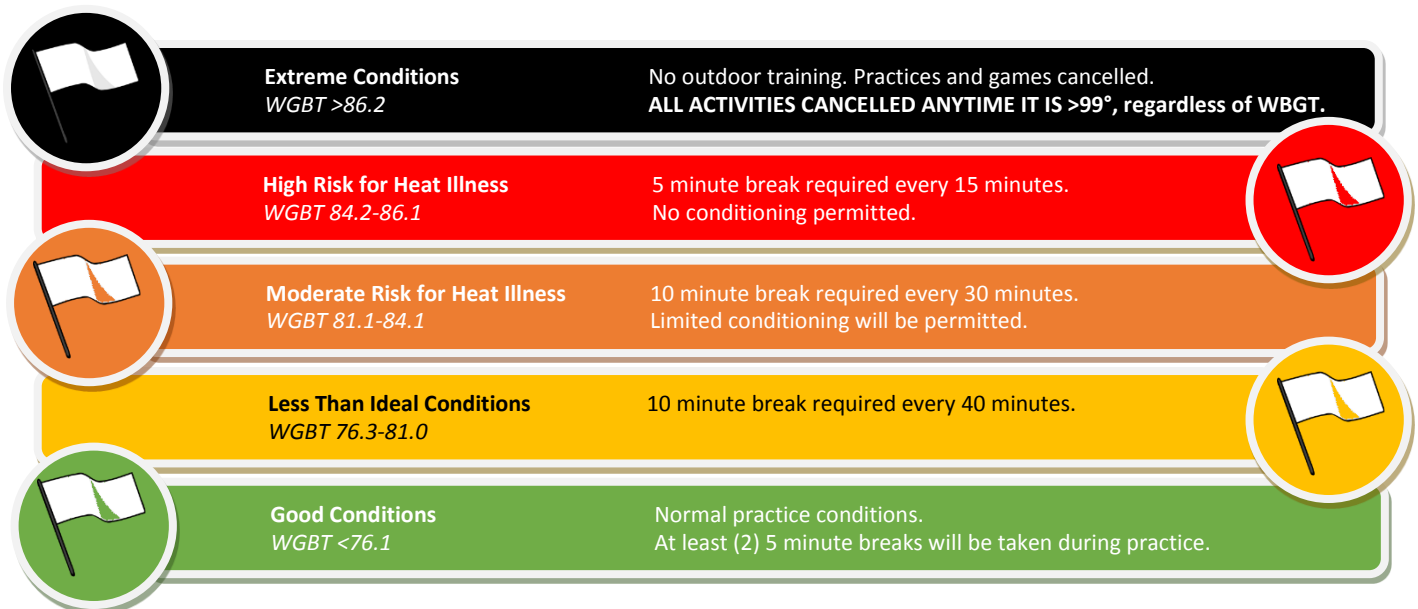
Should you have any questions in regards to this policy, please do not hesitate to contact the Sports Program Coordinator at (562) 948-1986.

How are Action Levels Determined?

Our level of action to prevent heat-related illness is determined by Wet Bulb Global Temperature (WBGT). This is a measurement that considers temperature and humidity. Use the chart below to calculate the WBGT for any given temperature/humidity combination.

		TEMPERATURE IN DEGREES																		
		68.0	69.8	71.6	73.4	75.2	77.0	78.8	80.6	82.4	84.2	86.0	87.8	89.6	91.4	93.2	95.0	96.8	98.6	100.4
RELATIVE HUMIDITY (%)	0	59.0	60.8	60.8	62.6	64.4	64.4	66.2	66.2	68.0	68.0	69.8	71.6	71.6	73.4	73.4	75.2	75.2	77.0	77.0
	5	60.8	60.8	62.6	64.4	64.4	66.2	66.2	68.0	69.8	69.8	71.6	71.6	73.4	75.2	75.2	77.0	78.8	78.8	80.6
	10	60.8	62.6	62.6	64.4	66.2	66.2	68.0	69.8	69.8	71.6	73.4	73.4	75.2	77.0	77.0	78.8	80.6	80.6	82.4
	15	62.6	62.6	64.4	66.2	66.2	68.0	69.8	69.8	71.6	73.4	73.4	75.2	77.0	78.8	78.8	80.6	82.4	84.2	84.2
	20	62.6	64.4	64.4	66.2	68.0	69.8	69.8	71.6	73.4	75.2	75.2	77.0	78.8	80.6	80.6	82.4	84.2	86.0	87.8
	25	64.4	64.4	66.2	68.0	68.0	69.8	71.6	73.4	75.2	75.2	77.0	78.8	80.6	82.4	82.4	84.2	86.0	87.8	89.6
	30	64.4	66.2	68.0	68.0	69.8	71.6	73.4	73.4	75.2	77.0	78.8	80.6	82.4	84.2	84.2	86.0	87.8	89.6	91.4
	35	64.4	66.2	68.0	69.8	71.6	73.4	73.4	75.2	77.0	78.8	80.6	82.4	84.2	86.0	87.8	89.6	91.4	93.2	95.0
	40	66.2	68.0	69.8	69.8	71.6	73.4	75.2	77.0	78.8	80.6	82.4	84.2	86.0	87.8	89.6	91.4	93.2	95.0	96.8
	45	66.2	68.0	69.8	71.6	73.4	75.2	77.0	78.8	80.6	80.6	82.4	84.2	86.0	89.6	91.4	93.2	95.0	96.8	98.6
	50	68.0	69.8	71.6	73.4	73.4	75.2	77.0	78.8	80.6	82.4	84.2	86.0	87.8	91.4	93.2	95.0	96.8	98.6	102.2
	55	68.0	69.8	71.6	73.4	75.2	77.0	78.8	80.6	82.4	84.2	86.0	87.8	89.6	93.2	95.0	96.8	98.6	100.4	
	60	69.8	71.6	73.4	75.2	77.0	78.8	80.6	82.4	84.2	86.0	87.8	89.6	91.4	95.0	96.8	98.6	100.4		
	65	69.8	71.6	73.4	75.2	77.0	78.8	80.6	82.4	84.2	87.8	89.6	91.4	93.2	96.8	98.6	100.4			
	70	71.6	73.4	75.2	77.0	78.8	80.6	82.4	84.2	86.0	87.8	91.4	93.2	95.0	96.8	100.4	102.2			
	75	71.6	73.4	75.2	77.0	78.8	80.6	84.2	86.0	87.8	89.6	91.4	95.0	96.8	98.6	102.2				
	80	73.4	75.2	77.0	78.8	80.6	82.4	84.2	86.0	89.6	91.4	93.2	96.8	98.6	100.4					
85	73.4	75.2	77.0	78.8	82.4	84.2	86.0	87.8	89.6	93.2	95.0	98.6	100.4	102.2						
90	75.2	77.0	78.8	80.6	82.4	84.2	87.8	89.6	91.4	95.0	96.8	98.6	102.2							
95	75.2	77.0	78.8	80.6	84.2	86.0	87.8	91.4	93.2	95.0	98.6	100.4								
100	75.2	78.8	80.6	82.4	84.2	87.8	89.6	91.4	95.0	96.8	100.4	102.2								

Once you have calculated the WBGT, use the chart on the following page to determine the appropriate action level and review what mandatory steps need to be taken in order to ensure athlete safety.



*The information in this policy was adapted from guidelines developed by U.S. Soccer's Sports Medicine Department in collaboration with the Korey Stringer Institute.